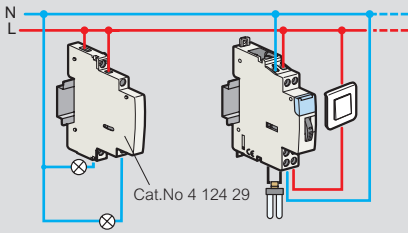


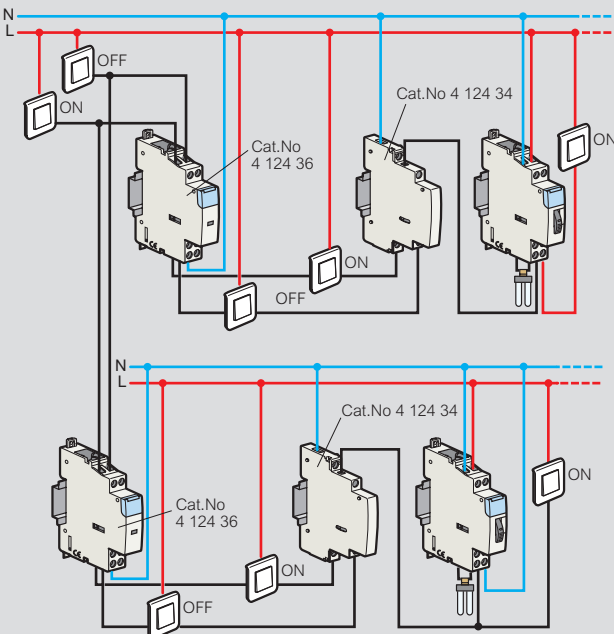
Pulse operated latching relays

Wiring diagrams

Signalling with auxiliary Cat.No 4 124 29

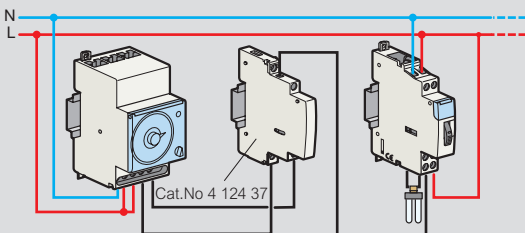


Centralized control at one point using auxiliary devices Cat.Nos 4 124 34 and 4 124 36



Use only non illuminated push-buttons

Control via maintained contact using auxiliary device Cat.No 4 124 37 and time switch



Technical characteristics

Power consumption

Cat.Nos	4 124 00 4 124 01	4 124 04	4 124 05 4 124 10	4 124 14	4 124 11	4 124 08 4 124 12	4 124 16
Control voltage	230 V~	12 V~	24 V~	24 V~	48 V~	230 V~	230 V~
Nominal current	16 A	16 A	16 A	16 A	16 A	16 A	16 A
Connection	1 N/O	1 N/O	1 N/O 2 N/O	4 N/O	2 N/O	1 N/O 2 N/O	4 N/O
Number of modules	1	1	1	1	1	1	2
Holding	-	670 mA	280 mA	570 mA	170 mA	30 mA	50 mA
Inrush	-	2500 mA	1200 mA	2500 mA	700 mA	130 mA	250 mA

Connection cross section mm²

Type of conductors	Cross section
Rigid	1 x 6 mm ² or 2 x 2.5 mm ²
Flexible	1 x 6 mm ² or 2 x 2.5 mm ²
Flexible with single ferrule	6 mm ²
Flexible with double ferrule	2 x 4 mm ²